



AA Series

Manual Air-Assist spray guns designed for exceptional spray quality and ease of use.



FINISHING

PROVEN QUALITY. LEADING TECHNOLOGY.

Exceptional Spray Quality

Operator-Friendly Design

Designed to maximize efficiency and quality, while reducing operator fatigue, AA Series guns use the highest quality components for long lasting reliable performance.

Most importantly, the AA Series guns give the sprayer the ability to significantly vary the spray pattern without changing the tip.

AA SERIES GUNS ARE DESIGNED FOR:

- High quality air-assisted spraying in a variety of applications
- Maximizing operator comfort and productivity
- Reducing overall cost of ownership
- Improving transfer efficiency and material usage
- Versatile spraying of all shape and sizes

AA SERIES SPRAY GUNS

Different Applications Need Different Guns

TRY THESE AA SERIES MODELS:

- ▶ **G15** – The 1500 psi model is for the wood industry and other low and medium pressure applications
- ▶ **G40** – The 4000 psi model is for high pressure industrial applications



KEY MATERIALS

- Solvent or water-based materials
- Varnishes
- Lacquers
- Polyurethanes
- Two components
- High Solids
- Stains
- UV-Curing

KEY INDUSTRIES

- Wood and furniture
- General metal
- Farm and construction
- Truck and bus
- Aerospace
- Electronics



AA SERIES

Spray Quality

Achieve a superior finish

- Enhanced tip design creates uniform atomization for a superior finish quality
- The unique aircap enables soft spray
- Increased transfer efficiency resulting from a design that allows for lower fluid and air pressure
- Adjustable fan pattern means less overspray, less material waste, less VOC's, and improved productivity

Ergonomics

Maximize productivity

- Overall weight is lighter than other spray guns in its category by more than 20%
- Trigger pull force is up to 40% less than the closest competitor – reducing operator fatigue and muscle stress
- Handle design fits any size hand for increased operator comfort

Cost of Ownership

Save time and money

- Ease of assembly and disassembly reduces repair time
- Designed to minimize wear of replacement parts
- Fewer parts means an overall lower cost of repair



Designed with the User in Mind

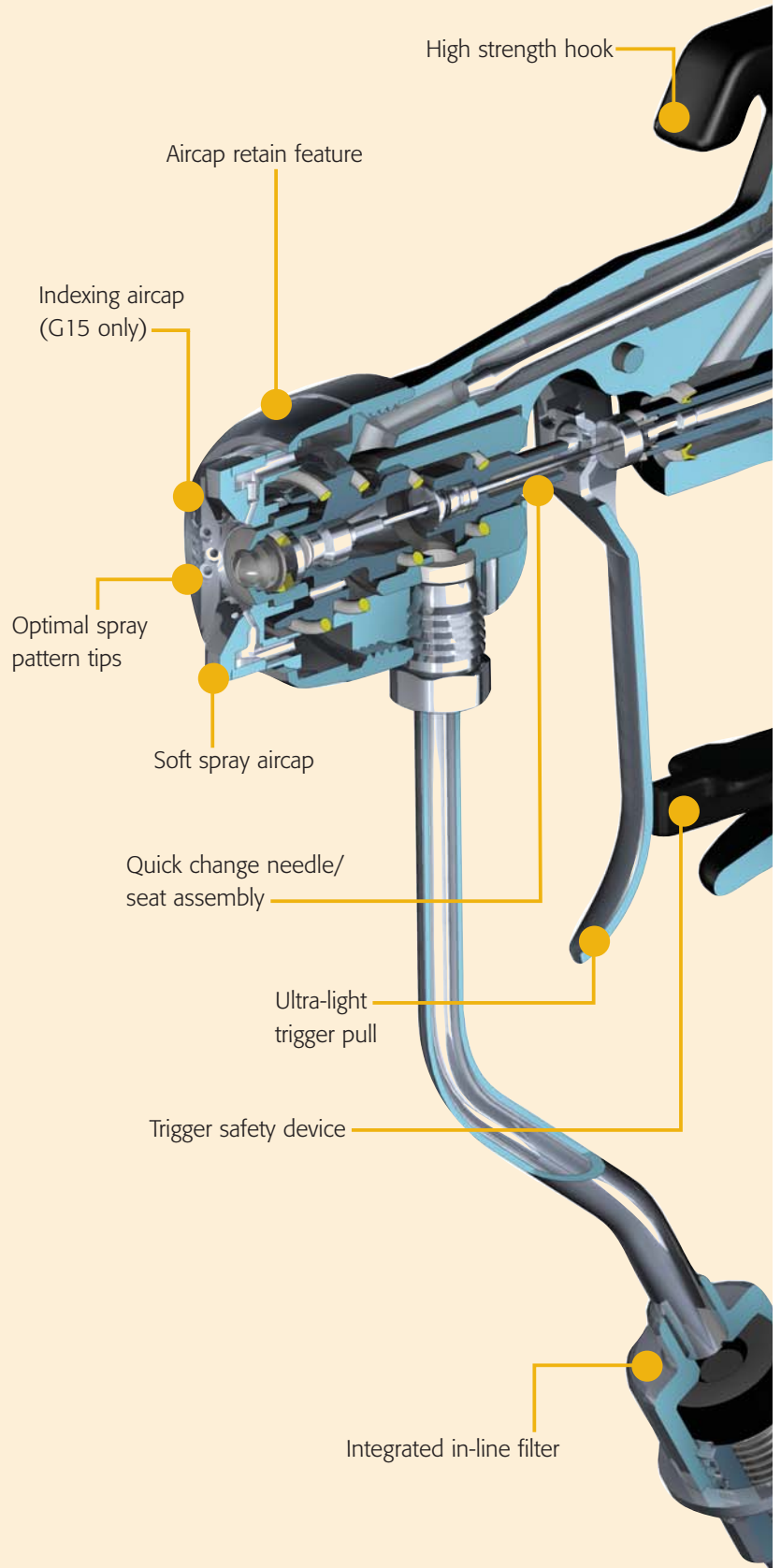
QUICK, ACCURATE POSITIONING!

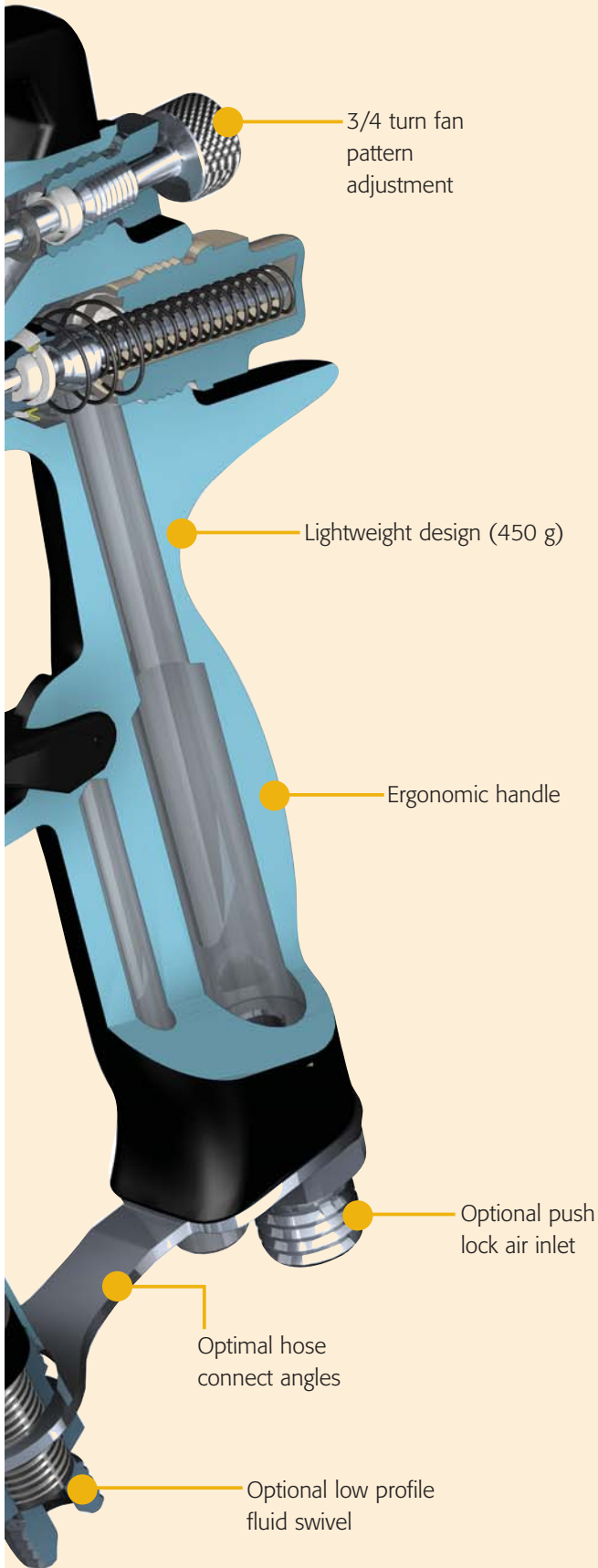
The G15 indexing aircap provides fast and accurate positioning in either the vertical or horizontal position.



IMPROVE OPERATOR COMFORT!

The ultra-light trigger pull force is up to 2 lbs less than the competition, reducing muscle stress and increasing operator productivity.





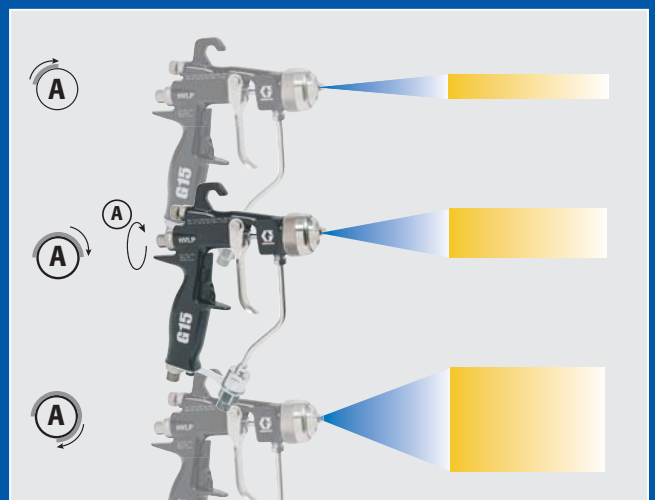
INCREASE SPRAY PERFORMANCE!

Enhanced tip design provides uniform atomization and improved finish quality.



REDUCE OVERSPRAY AND INCREASE PRODUCTIVITY!

3/4 turn fan pattern adjustment allows the operator to change the spray width according to the size of parts.



Ordering Information

The **G15 acetal seat model** is recommended for acid-catalyzed materials and low viscosity lacquers and stains.

The **G15 carbide model** is recommended for pigmented, waterborne and higher viscosity materials.

The **G40 model** is recommended for high viscosity materials above 1500 psi.

249233 G15 Gun

Medium pressure gun includes a plastic seat and indexing aircap (249596) and choice of AAM spray tip from below chart, which is specified when order is placed.

287926 G15 Carbide Gun

Medium pressure gun includes carbide seat/ball, indexing aircap and choice of AAM spray tip from below chart, which is specified when order is placed.

249242 G40 Gun

High pressure gun includes a carbide seat and tip guard aircap (249180) and choice of AAM or GG4 spray tip from below chart, which is specified when order is placed.

249238 G40 Reverse-A-Clean (RAC) Spray Gun

High pressure gun with a RAC spray tip to reduce downtime caused by frequent tip clogging. Includes a carbide seat, tip guard aircap (249478), and a choice of LTX spray tip.

249246 G40 Hi-Flow Gun

High pressure gun with no restrictions to avoid pressure drop with heavy viscosity materials. Includes a carbide seat, tip guard and a choice of AAM or GG4 spray tip.



AA Series G15

AA Series G40

Spray Tip Selection Chart

Fine Finish Spray Tips

Recommended for *high finish quality* applications at *low and medium pressure*. Order desired tip (part no. AAMxxx) from matrix below.

Industrial Spray Tips

Recommended for *high pressure* applications. Order desired tip (part no. GG4xxx) from matrix below.

- All tips in the Spray Tip Selection Chart can be used with Model G40 guns (249242). Use tips in the gray shaded area of the chart with Model G40 guns only.
- Do not use tips in the gray shaded area of the chart with Model G15 guns (249233).

| Orifice Size in (mm) | *Fluid Output, fl oz/min (lpm) | | Maximum Pattern Width at 12 in. (300 mm) | | | | | | | | |
|-------------------------|---------------------------------|----------------------------------|--|-----------------|-----------------|------------------|-------------------|-------------------|-------------------|-------------------|-------------------|
| | at 600 psi (4.1 MPa, 41 bar) | at 1000 psi (7.0 MPa, 70 bar) | 2 to 4 (100) | 4 to 6 (150) | 6 to 8 (200) | 8 to 10 (250) | 10 to 12 (300) | 12 to 14 (350) | 14 to 16 (400) | 16 to 18 (450) | 18 to 20 (500) |
| † 0.007 (0.178) | 4.0 (0.1) | 5.2 (0.15) | ◆ 107 | 207 | 307 | | | | | | |
| † 0.009 (0.229) | 7.0 (0.2) | 9.1 (0.27) | 109 | 209 | 309 | 409 | 509 | | | | |
| † 0.011 (0.279) | 10.0 (0.3) | 13.0 (0.4) | 111 | 211 | 311 | 411 | 511 | 611 | | | |
| 0.013 (0.330) | 13.0 (0.4) | 16.9 (0.5) | | 213 | 313 | 413 | 513 | 613 | 713 | | |
| 0.015 (0.381) | 17.0 (0.5) | 22.0 (0.7) | | 215 | 315 | 415 | 515 | 615 | 715 | 815 | |
| 0.017 (0.432) | 22.0 (0.7) | 28.5 (0.85) | | 217 | 317 | 417 | 517 | 617 | 717 | 817 | 917 |
| 0.019 (0.483) | 28.0 (0.8) | 36.3 (1.09) | | 219 | 319 | 419 | 519 | 619 | 719 | 819 | 919 |
| 0.021 (0.533) | 35.0 (1.0) | 45.4 (1.36) | | | 321 | 421 | 521 | 621 | 721 | 821 | 921 |
| ‡ 0.023 (0.584) | 40.0 (1.2) | 51.9 (1.56) | | | | 423 | 523 | 623 | 723 | | 923 |
| ‡ 0.025 (0.635) | 50.0 (1.5) | 64.8 (1.94) | | | | 425 | | 625 | 725 | 825 | |
| ‡ 0.027 (0.686) | 58.5 (1.7) | 75.8 (2.27) | | | | | 527 | 627 | | 827 | |
| ‡ 0.029 (0.737) | 68.0 (1.9) | 88.2 (2.65) | | | | | | 629 | | | |
| ‡ 0.031 (0.787) | 78.0 (2.2) | 101.1 (3.03) | | | | 431 | | 631 | | | |
| ‡ 0.033 (0.838) | 88.0 (2.5) | 114.1 (3.42) | | | | | | 633 | | ◆ 833 | |
| ‡ 0.035 (0.889) | 98.0 (2.8) | 127.1 (3.81) | | | | 435 | | | | | |
| ‡ 0.037 (0.940) | 108.0 (3.1) | 140.0 (4.20) | | | | | | | 737 | | |
| ‡ 0.039 (0.991) | 118.0 (3.4) | 153.0 (4.59) | | | | | 539 | 639 | | 839 | |

† These tip sizes include a 150 mesh tip filter

‡ Do not use these tips with Model G15 guns (249233 and 287926)

◆ GG4 tips only

Technical Specifications

| | |
|---|---|
| Maximum Working Fluid Pressure | Model G15: 1500 psi (10 MPa, 105 bar) Model G40: 4000 psi (28 MPa, 280 bar) |
| Maximum Working Air Pressure | 100 psi (0.7 MPa, 7 bar) |
| Maximum Working Fluid Temperature | 110° F (43° C) |
| Fluid Inlet | 1/4-18 npsm* |
| Air Inlet | 1/4-18 npsm (R1/4-19) compound male thread** |
| Gun Weight | 16 oz (450 grams) |
| Sound Pressure at 20 psi (140 kPa, 1.4 bar) | 66.9 dB(A) |
| Sound Pressure at 100 psi (0.7 kPa, 7 bar) | 80.0 dB(A) |
| Gun Body | Forged Aluminum |
| Fluid Filter | 100 mesh |
| Trigger Pull | |
| G15 | 2.1 lb |
| G40 | 3.9 lb |
| Wetted Parts | Stainless Steel, Carbide, Ultra High Molecular Weight Polyethylene, Acetal, PTFE, nylon |
| Instruction Manual | 311001 |

* Optional swivel fitting available

** Optional quick-disconnect available

Accessories

| | |
|--|---|
| <p>224453 100 Mesh Fluid Filter Kit 100 mesh (.005 gap spacing) replacement fluid filters. Quantity of 5.</p> <p>238563 60 Mesh Fluid Filter Kit 60 mesh (.009 gap spacing) replacement fluid filters for coarser particle filtering to replace standard 100 mesh filters. Quantity of 3.</p> <p>241804 Tip Filter Kit Replacement filters for spray tip orifice sizes 0.007, 0.009, and 0.011. Quantity of 10.</p> <p>115898 Fluid Swivel Connector 5800 psi (40 MPa, 400 bar) Maximum Working Pressure Connector to ease movement of the gun and fluid hose. 1/4-18 npsm. 17-4 PH SST wetted parts. Optional swivel fitting available.</p> <p>238694 High Pressure Fluid Ball Valve 5000 psi (35 MPa, 350 bar) Maximum Working Pressure 3/8 npt(mbe). SST wetted parts, PEEK seats, PTFE seals. Compatible with acid-catalyzed materials. Can be used as fluid drain valve.</p> <p>241812 Fluid Hose 3500 psi (24 MPa, 242 bar) Maximum Working Pressure 1/4-18 npsm(fbe), 3/16 in. (5 mm) ID, 25 ft (7.62 m) long, nylon tubing with polyurethane cover.</p> <p>249473 Air Fitting and Tubing Kit Alternative-style connector for air inlet and hose. 3/8 in. to 1/4 Push-To-Lock fitting, 25 ft (7.62 m) long, nylon tubing. Optional quick disconnect available.</p> <p>241811 Air Hose 100 psi (0.7 MPa, 7 bar) Maximum Working Pressure 1/4-18 npsm(fbe), 1/4 in. (6 mm) ID, 25 ft (7.62 m) long polyurethane tubing.</p> | <p>15G093 G15 Gun Flush Box Insert Insert for use with Gun Flush Box 244105 and AA Series G15 Spray Guns.</p> <p>15G346 G40 Gun Flush Box Insert Insert for use with Gun Flush Box 244105 and AA Series G40 Spray Guns.</p> <p>249140 HVLP Verification Kit Use to check air cap air pressure at various air supply air pressures. Do not use for actual spraying.</p> <p>249598 Unclogging Needle Kit Kit includes picks for unclogging gun tip.</p> <p>101892 Gun Brush Use to clean the gun.</p> <p>15C161 Ultimate Gun Cleaning Kit Kit includes brushes and tools for gun maintenance.</p> <p>111265 Gun Lubricant One 4 oz. (113 g) tube sanitary (non-silicone) lubricant for fluid seals and wear areas.</p> <p>249424 G15 Seat Repair Kit (Acetal) Kit includes replacement, acetal seat (pack of 10), and seat nut for Model G15 gun.</p> <p>249456 G40 Seat Repair Kit (Carbide) Kit includes carbide seat, seat nut and seat gasket for Model G40 gun.</p> <p>249422 Seal Repair Kit Kit includes replacement o-rings, gasket, u-cup, air valve assembly, and seal installation tool.</p> <p>253032 Aircap Seal Kit Pack of 5 seals and 5 o-rings for the aircap assembly.</p> |
|--|---|

ABOUT GRACO

PROVEN QUALITY. LEADING TECHNOLOGY.

Founded in 1926, Graco is a world leader in fluid handling systems and components. Graco products move, measure, control, dispense and apply a wide range of fluids and viscous materials used in vehicle lubrication, commercial and industrial settings.

The company's success is based on its unwavering commitment to technical excellence, world-class manufacturing and unparalleled customer service. Working closely with qualified distributors, Graco offers systems, products and technology which set the quality standard in a wide range of fluid handling solutions. Graco provides equipment for spray finishing, protective coating, paint circulation, lubrication, and dispensing sealants and adhesives, along with power application equipment for the contractor industry. Graco's ongoing investment in fluid management and control will continue to provide innovative solutions to a diverse global market.

GRACO HEADQUARTERS

AMERICAS

MINNESOTA
Worldwide Headquarters
Graco Inc.
88-11th Avenue N.E.
Minneapolis, MN 55413

MAILING ADDRESS
P.O. Box 1441
Minneapolis, MN 55440-1441
Tel 612 623-6000
Fax 612 623-6777

EUROPE

BELGIUM
European Headquarters
Graco N.V.
Industrieterrein - Oude Bunders
Slakweidestraat 31
3630 Maasmechelen, Belgium
Tel 32 89 770 700
Fax 32 89 770 777

ASIA PACIFIC

JAPAN
Graco K.K.
1-27-12 Hayabuchi
Tsuzuki-ku
Yokohama City, Japan 2240025
Tel 81 45 593 7300
Fax 81 45 593 7301

CHINA
Graco Hong Kong Ltd.
Representative Office
Room 118 1st Floor
No. 2 Xin Yuan Building
No. 509 Cao Bao Road
Shanghai, P.R.China 200233
Tel 86 21 649 50088
Fax 86 21 649 50077


KOREA
Graco Korea Inc.
Choheung Bank Building,
4th Floor #1599,
Gwanyang-Dong, Dongan-Ku,
Anyang-Si, Gyunggi-Do,
Korea 431-060
Tel 82-31-476-9400
Fax 82-31-476-9801

Call today for product information or to request a demonstration.

1.877.84GRACO (1-877-844-7226) or visit us at www.graco.com.

All written and visual data contained in this document are based on the latest product information available at the time of publication. Graco reserves the right to make changes at any time without notice.

Graco Inc. is registered to I.S. EN ISO 9001



Sales/Distribution/Service North America

Industrial Customer Service
800-328-0211
FAX 877-340-6427
Industrial Product Information/Demonstration
1-877-84GRACO (1-877-844-7226)

GRACO INC.
P.O. Box 1441
Minneapolis, MN 55440-1441

